



Phoenix Children's Hospital

# PEDIATRIC EPILEPSY MONITORING at Phoenix Children's Hospital





# Welcome to Phoenix Children's Hospital!



This is the 8th Floor, where you will be staying while you are having your video EEG.

# Admitting



This is where you will check in. An admissions representative will meet with you to talk to you about your stay.



# 8 Main



Once you arrive on the 8th Floor, you will check in with the Health Unit Coordinator (HUC), who will call your nurse or a Patient Care Technician (PCT) to walk you back to your room.

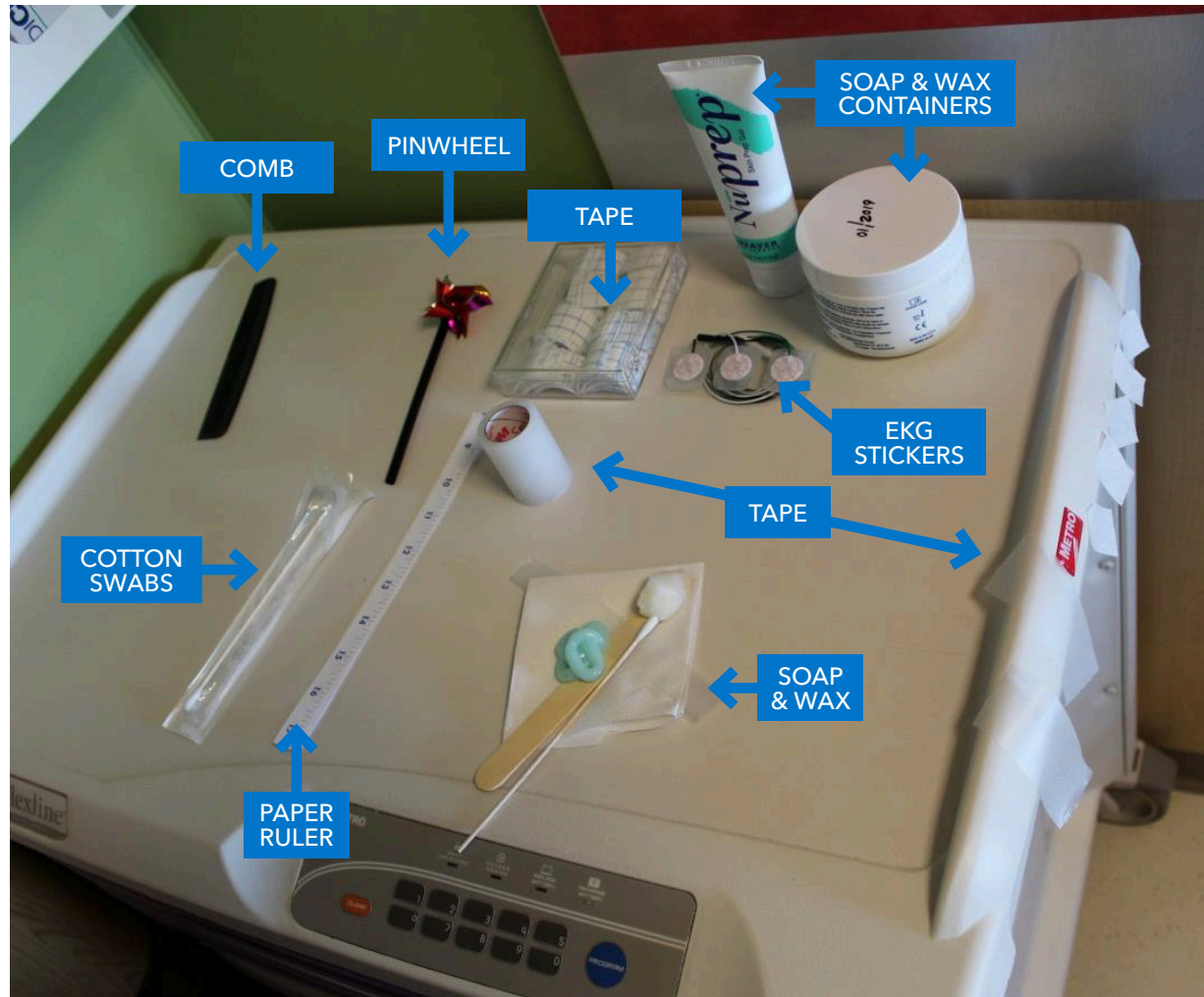


# Your Room



This is what your room will look like. There is a television and a refrigerator for you and your family to use, and you will have your own bathroom. An adult family member will stay overnight with you.

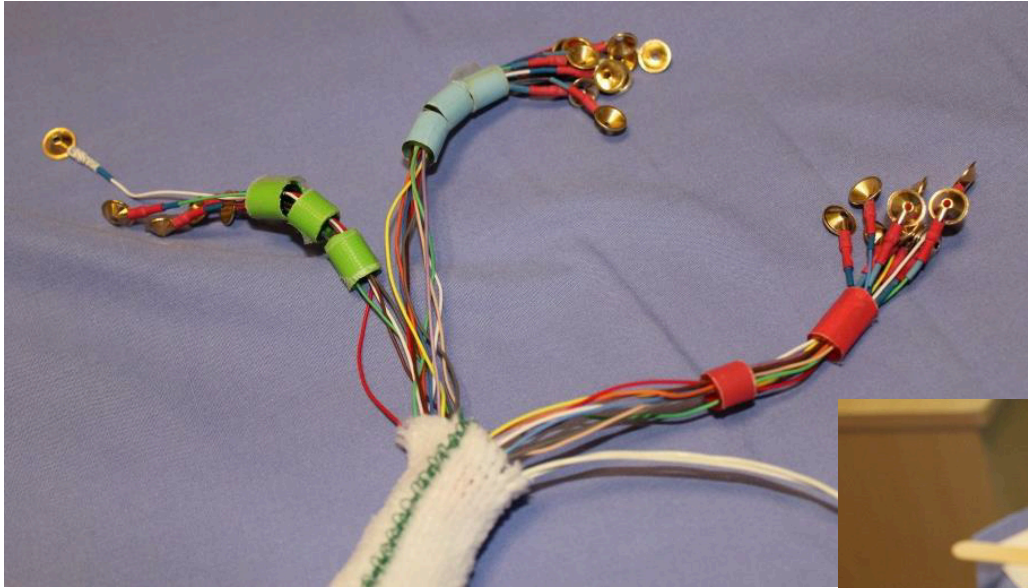
# EEG Supplies



These are the supplies that will be used to complete your EEG.

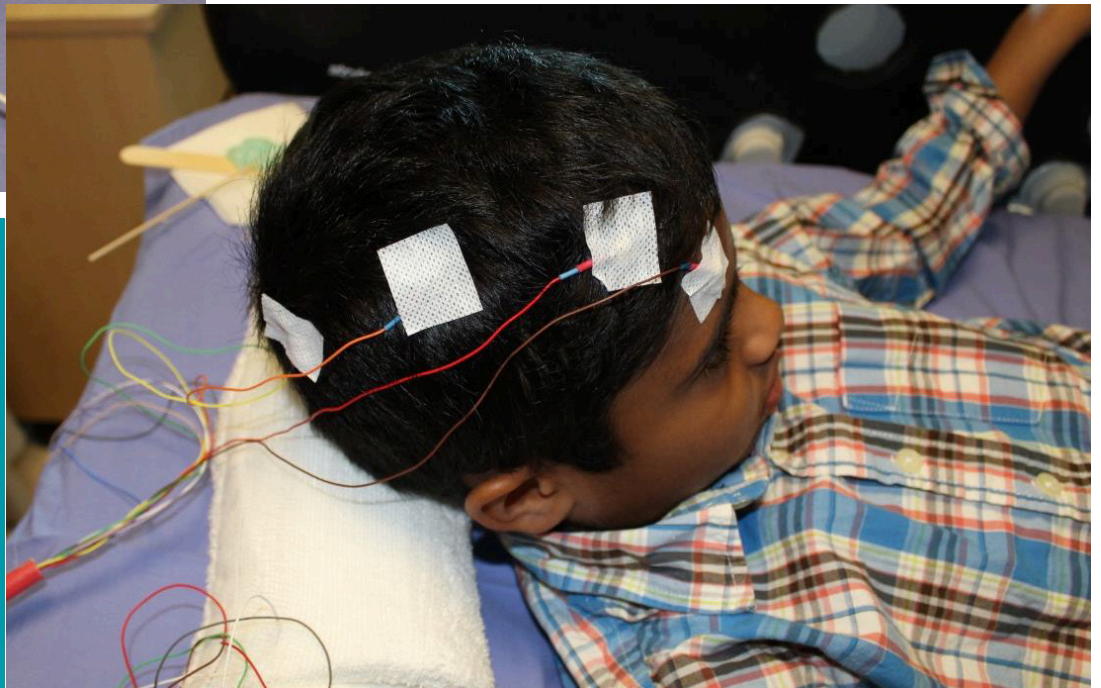


# Getting Hooked Up



Small metal buttons, called electrodes, will be placed on your head using special soap and a sticky wax.

An EEG tech will put these on while you lay in your bed. You can watch TV or play with toys or a tablet while this is happening. Your job during this time is to lay very still.



# Measuring Your Head



The first thing the EEG tech will do is measure your head with a long, thin strip of paper that has numbers on it.



# Cleaning Your Head

The EEG tech will clean different spots on your head where the electrodes will be placed. This is done using a long cotton swab (or Q-Tip) and a special soap. Some patients say it tickles!



# Attaching the Electrodes



The EEG tech will then place an electrode on the spots that have been cleaned using a sticky wax. Each electrode is covered with a small, square piece of tape. These will be washed off when your EEG is finished.

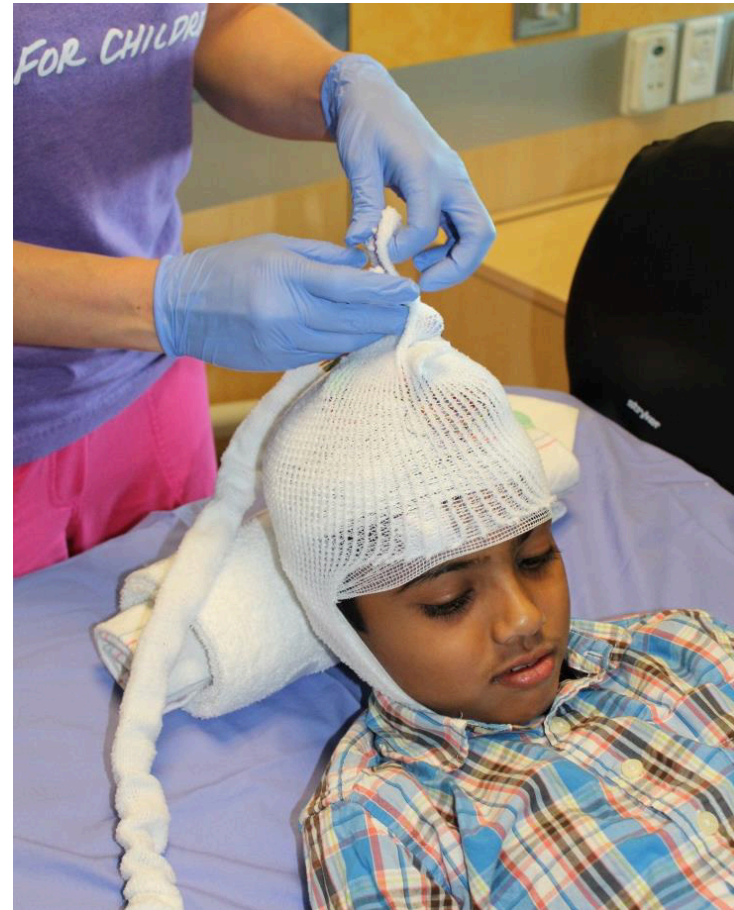


# White Head Wrap



A long strip of soft cotton will be wrapped around your head to help hold all of the electrodes in place.

# White Hat



A stretchy piece of white fabric will be placed over the white cotton wrap. It fits like a soft helmet.



# EKG Leads



Two small stickers, called EKG leads, will be placed on your chest or back. These tell the doctors how fast your heart is beating while you are having your EEG.

# Once You're Hooked Up



This patient is ready for his EEG. The electrodes on his head are connected to wires, which attach to a small box that fits in a backpack that he can carry or wear in the room. This backpack must stay near him while he is having his EEG.



# Computer and Video Monitoring

A long cord will connect your backpack to a computer and a video camera, which will allow the doctor to watch you and your brain activity while you are in the room. You can move around inside the room, but you will not be able to leave until the EEG is done.

(The video camera will follow you everywhere except the bathroom.)



# Collecting Information About Your Brain



Your EEG tech may ask you to blow a pinwheel or look at a flashing light. This is so the doctors can find out how your brain reacts when your body does these things.



# While You Are In Your Room



You can play games, watch movies, do crafts or play with toys while you are having your EEG.

Some children like to bring fun things from home to use while they are at the hospital. A child life specialist can help to answer any questions you have or find other things for you to do.

# If You Have a Seizure

---

If you have a seizure while you are at the hospital, the adult who is with you will push a button to let the nurses know.

The nurses will come into your room to check on you and make sure you are safe during your seizure.





# EEG Monitoring Room



Other staff members will watch you from this room.

# When Your EEG is Done



When the doctors decide it is time for you to go home, the electrodes will be removed. Warm water and a soft washcloth will help them to come off more easily.

You can even help take them off! Most patients like to take a shower after their EEG electrodes have been removed to get any extra soap and wax off of their heads.



# See You Soon!



Thank you for taking the time to learn about your video EEG.

If you have any questions, you can write them down and ask your child life specialist when you come to the hospital. We look forward to seeing you!