

# Child Life Playroom Training

Presented by: Volunteer Services



# What is a Child Life Specialist?

## What is a Certified Child Life Specialist?

Certified Child Life Specialists (CCLS) play a critical role in supporting child health and wellness, leveraging expertise in helping children and their families cope with stressful experiences in a variety of settings. They provide preparation, education, distraction, play, and coping tools, among many other benefits, to children and their families.

Prioritizing the coping and developmental needs of children and families, CCLSs promote and protect emotional safety in times of duress. This minimizes both the immediate and long-term effects of stress, anxiety, and psychosocial trauma, ultimately empowering children, families, and their support systems.



# What is a Child Life Assistant?

- At Phoenix Children's Child Life Assistants are the primary resource for volunteers. They run the Playrooms and help train new volunteers.
- Child Life Assistants work with Child Life Specialists to provide a caring and comfortable hospital stay.
- Child Life Assistants create medical play opportunities to "normalize" medical equipment.
- Many things happen in the playroom: fun, arts and crafts, playtime, and resources (books, games, movies, videos). Also: TOY CLEANING!!
- Each floor has a different patient population and slight variations. This training is intended to introduce you to these differences.



### Child Life Assistants

Bailey Bagwell



Jessica Castorena



Samantha Coakley



Karla Francis



Kelly Kerley



Lyndsey O'Brien



Magda Ochoa



Alana Olson



Marcella Powell



Lisa Ramirez



Myranda Rickel



Ruby Rihani



Katie Rojas



Reem Sadeddin







10<sup>th</sup> Floor: Hepatology\* GI\* Endocrine\* CF\*  
Infectious Respiratory\* Eating Disorders\*SI\*

10- Main

Sheena Coleman



Rhett Rickles



# 10<sup>th</sup> Floor Playroom

- Special Precautions:
  - Cystic Fibrosis Patients: are always on Isolation in their rooms for their own protection.
  - CF Walks: Yellow gown and mask and gloves. Can go to the outdoor patio with Nurse approval.
  - SI Patients: placed in safety rooms and always have a sitter.
  - Single Use Isolation Playroom: Can be reserved and used with patients requiring isolation.



# 9<sup>th</sup> Floor Playroom

9<sup>th</sup> Floor: Orthopedic  
surgery\* Trauma\* Cardiac  
Monitoring\* Observation

Lucy Greig



Kallie Wallace



Taylor Armstrong



Trauma: SNAT & NAT Trauma sensitive patients.

Don't ask questions. If a patient talks about sensitive info, listen, and pass info to Child Life.

Quick Turnaround--- patients in and out quickly.

Lots of Contact/Droplet precautions: check with the nurse before you enter a patient room and make sure you are using correct PPE.



# 8<sup>th</sup> Floor Playroom

8<sup>th</sup> Floor: Nephrology\* Neurosurgery\*  
Renal\* Transplant\* PEMU

Bri Jeanjaquet



Mackenzie Owens



## Special Programs:

EEG/PEMU: Patients have leads on their heads  
and cameras in their rooms to video seizures.  
These patients can't go to the Playroom.



# 7<sup>th</sup> Floor Playroom

7<sup>th</sup> Floor: Hematology\*  
Oncology\* Bone Marrow  
Transplant\*

Kay Hudgins



Haley Herdman



7 East has the HIP and BMT units

7 East has highly immunocompromised patients.

BMT Single Use playroom: patients can go with their parents. Must be deep cleaned.

Patients in the BMT area get new toys. Check with Child Life.

Soiled toys: Go in a bag in the Playroom. Wear gloves and clean in the Playroom.

The CLA will teach you about tech delivery(movies/video games)





# 6<sup>th</sup> floor (No Playroom)



6<sup>th</sup> Floor: East PICU: Pediatric  
Intensive Care Unit\* West:  
Respiratory\*

Brittany Brown



Bedside visits: primarily.

HUC desk: Have them vocera Child Life for Main 6.

Process to clean toys and store them.

PICU on the East side. Surgeries can happen on the unit. If something medical is happening, stay out of the way.



# 5<sup>th</sup> Floor Playroom



5<sup>th</sup> Floor: CVICU: Cardiovascular  
Intensive Care Unit\*

Chloe Shively



Rylie Fields



CVICU: Many special precautions

Sternal Precautions- do not lift up under arms---  
must be scooped

Single Ventricle/Shunt Dependent Precautions--  
babies cannot get upset or cry

Please refer to the expanded CVICU training videos.

When holding patients, please wear gloves and use  
a blanket barrier between you and the patient even  
if the signage doesn't tell you to.



# East Building: 4<sup>th</sup> Floor Playroom

Currently closed. Patients can be on the 3<sup>rd</sup>, 4<sup>th</sup> floors or in E-Pod.



Vocera Richard Garcia for toy needs for patients.



Med-Surgical overflow for main building.



Check in on the units for toy cleaning, toy & blanket delivery, hand hygiene audits or patient care.








# East Building: Rehab

- 12 In-patient rooms.
- No Playroom although there is a storage area for toys.
- Break families where you can (Hi, I can sit with your child for 15-20 minutes so you can take a break, get a coffee, grab some lunch).
- Check in with In-Patient and Out-Patient Rehab for Toy cleaning needs.



# Child Life Zone

- The Child Life Zone is known as “The Happiest Place in the Hospital.” Through meaningful interactions and therapeutic activities with a personalized focus, the Zone is all about the experience. Zone programming offers a variety of innovative and engaging opportunities.
- The state-of-the-art Zone space features 3,800 square feet of fun! In the Zone you’ll find:
- Arcade Games
- Daily Crafts
- Gaming Consoles
- Jukebox
- Photo Booth
- 3D and Laser Printing
- The Zone is also home to CLZTV, the hospital’s own interactive broadcast studio. Patients and families look forward to being part of the action in the studio or from their rooms. The Child Life Zone Network, established by Garth Brooks’ Teammates for Kids Foundation, consists of 14 Zones in hospitals throughout North America.






# Animal Assisted Therapy

---

- The AAT Program includes both volunteer therapy animal teams and full-time employed facility dog teams. Our volunteer teams visit patients, families, and staff at events and at the bedside, improving their mood and helping them through tough days. Current therapy animals are pictured here.
- Our facility dog teams work with staff to help patients meet treatment goals from physical therapy sessions to preparing for an upcoming surgery or procedure. The facility dogs live and work with their handlers and are specially trained to work full-time in the hospital setting. Lisa is a Rehabilitation Facility Dog Handler, and she works with Checkers.
- Patient bedside visits are requested by the patient's doctors, nurses, occupational and physical therapists or child life specialists. We work with the patient's care team to create a session that works toward the patient's treatment goals.



# Toy Cleaning

- Play and school equipment and toys are routinely cleaned and disinfected to reduce the risk of transmission of infection between children.
- You clean toys with:
  - Oxivir wipes. Leave wet for 1 minutes. If toy can be mouthed, rinse off with water and dry.
  - Germicidal other than Oxivir, toys must be rinsed with water.
  - Items that cannot be cleaned should go home with patients or thrown away.
  - Red Tape: Use bleach to clean and leave wet for 3 mins before rinsing.





# Toy cleaning: Single Use Playroom



## Single Use Playrooms are:

- Used by 1 patient and family at a time as assessed by Child Life.
- Being cared for using Isolation Precautions who cannot visit multi-patient Playroom.
- Preference given to patients experiencing a hospitalization longer than 5 days.
- Patients use playroom when being supervised by parent, PCH staff or volunteer.
- Isolation precautions are maintained when patient is traveling to and from single-use rooms.
- Siblings/child guests must be supervised by an adult over the age 18.

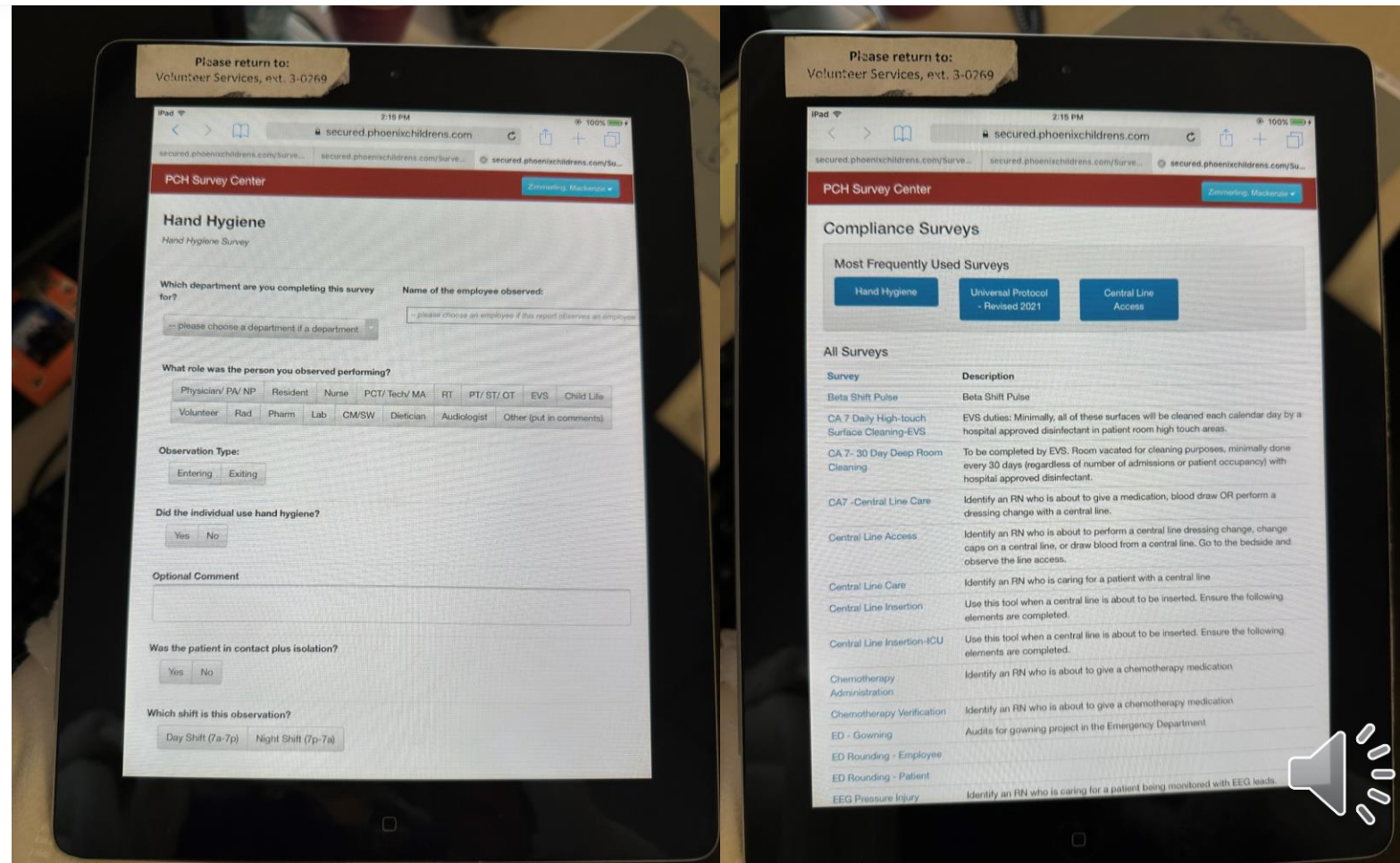
## During transport to and from single use playrooms:

- **Contact precautions:** Patients wear gown, glove and mask. Parents wear an adult patient gown and wash hands. Place sheet or blanket over chair/wagon. Don't touch things along the way and no public restrooms. PPE can be removed while in the playroom but new PPE must be used to return to the room.
- **Droplet precautions:** Before leaving the room, patients must mask or mask equivalent. Patients less than 3 "tent" using blanket or sheet. Patients age, 3-12 use child mask. Patient ages over 12 use an adult mask.
- **Airborne Precautions:** Cannot use single use playrooms.
- **Contact Precautions Plus:** Cannot use single use playrooms



# Hand Hygiene Audits

- Hand Hygiene Audits are done (200 each area each month) to help Nursing staff apply for and achieve Leapfrog accreditation. It is a vital role whose data goes up to Nursing Leadership and Quality Management each month.
- Grab a set of cheat sheets and fill out during your shift
- At end of shift, use the small number on the back of your badge to sign into the I-pad or use your phone and the QR code to complete the online survey for each hand hygiene audit
- Please record WHERE you did the audits and how many you personally did. We use this data to send to Nursing Leadership and to reward YOU for high numbers of audits



# Cribs and Beds

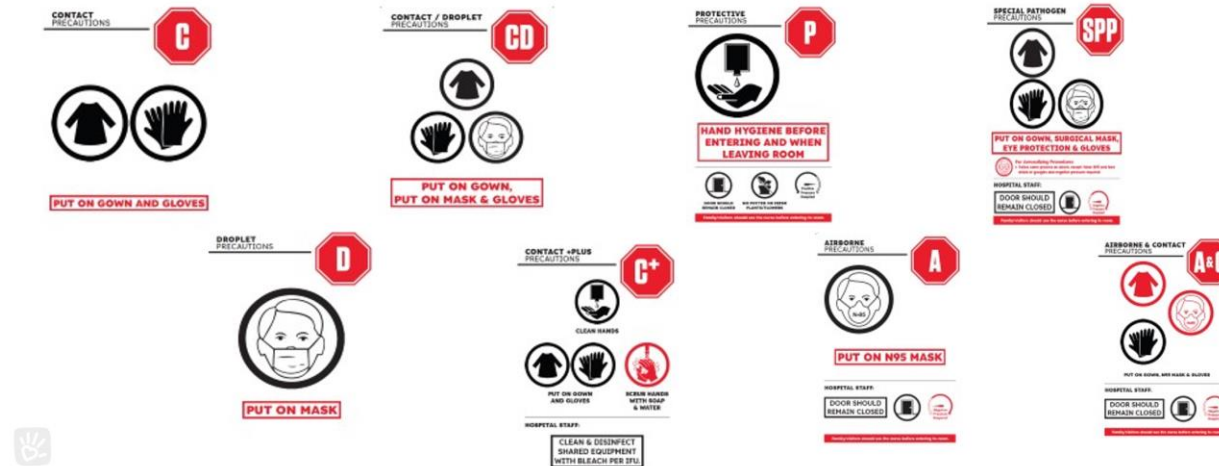
- Always get help from staff (Child Life or Nursing) if you transport patients to and from beds/cribs.
- Make sure railings are up and cribs are secure before leaving a patient.
- Let the nurse know you are leaving.





## Isolation

- Required steps when patients may have a contagious illness that can spread to others
- Based on the way a contagious illness is known to spread, lab results or symptoms
- Orders may be entered in the computer by doctors and nurses
  - Orders will pull the correct isolation to be displayed on the eIsolation signs
  - If you work in a location without eIsolation signs, you will need to place the correct isolation sign outside of the patient room
- Isolation signs outside the patient's room tell you what PPE you need to wear every time you enter the room. *Read the signs and follow the directions!*



## Bedside Visits

- Know the Isolation Precaution Signs--- follow them. No volunteers allowed in Special Pathogens Room!!!!
- Everyone in the room must be wearing a mask before you can enter.
- If PPE is required, follow signage and put it on before entering the room. Dispose of it in the room.
- Equipment: IV pumps, feeding machine, Pulse oximeter, monitors, PD, HD etc
- Special Considerations:
  - PEMU
  - CVICU
  - PICU
  - Trach



# PPE: Personal Protective Equipment

- You will be taught proper use of PPE.
- Please ALWAYS read the signs before you go into a room.
- NEVER go into a Special Pathogens or Airborne precautions room.



# Calling off a shift

## Make

- Please make sure you give 24 hours notice to call off of a shift

## Take

- Take yourself off of your shift in Samaritan

## Sign up

- Sign up for a make up shift. If you cannot find an open shift that works for your schedule, you can do a 2 hour hand hygiene audit shift as a make up shift (any day from 6am- 8pm).

